



TECHNOLOGY & INNOVATIVE
MANUFACTURERS

MV Products >> LV Products >> Distribution Boards >>



SAFVOLT SWITCHGEARS PRIVATE LIMITED



12kV Load Break Switch

Technical Data

Characteristics	LBS
Rating	12kV, 800A, 26.3KA/3 Sec.50Hz.
Lightning Impulse Voltage(ILV)	12/28/75kV Peak.
Degree of protection	IP 4x / 5x
Applicable standard	IEC 62271-105 / 200

12kV Indoor VCB

Technical Data

Characteristics	VCB
Rating	12kV, 1250A, 26.3KA/3 Sec.50Hz
Lightning Impulse Voltage(ILV)	12/28/75kV Peak.
Degree of protection	IP 4x
Applicable standard	IS 13118, IEC 62271-100 / 200



12kV Outdoor VCB

Technical Data

Characteristics	VCB
Rating	12kV, 1250A, 26.3KA/3 Sec.50Hz
Lightning Impulse Voltage(ILV)	12/28/75kV Peak.
Degree of protection	IP 5x
Applicable standard	IS 13118, IEC 62271-100 / 200

12kV Outdoor Roof Pushing VCB

Technical Data

Characteristics	VCB
Rating	12kV, 1250A, 26.3KA/3 Sec.50Hz
Lightning Impulse Voltage(ILV)	12/28/75kV Peak.
Degree of protection	IP 5x
Applicable standard	IS 13118, IEC 62271-100 / 200



12kV Vacuum Contactor Trolley

Technical Data

Characteristics	Vacuum Contactor
Rating	Upto12kV, 630A, 20KA/3 Sec.50Hz
Lightning Impulse Voltage(ILV)	12/28/75kV Peak.
Degree of protection	IP 4x
Applicable standard	IS 13118, IEC 62271-100 / 200

12kV Outdoor Compact Substation

Technical Data

Characteristics	HV Side	Transformer Side	LV Side
Rating	11kV LBS / VCB	Transformer Upto 2500KVA 11kV / 433V OCTC /OLTC, Dry / Oil cooled	ACB, MCCB, APFC, DB, Sub Panel
Applicable standard	IEC 62271 – 202, IEC 1330(1995) IS 14786-2000		





36kV Load Break Switch

Technical Data

Characteristics	LBS
Rating	36kV, 800A, 26.3KA/3 Sec.50Hz.
Lightning Impulse Voltage(ILV)	36/70/175kV Peak.
Degree of protection	IP 4x / 5x
Applicable standard	IEC 62271-105 / 200

36kV Indoor VCB

Technical Data

Characteristics	VCB
Rating	36kV, 1250A, 26.3KA/3 Sec.50Hz
Lightning Impulse Voltage(ILV)	36/70/175kV Peak.
Degree of protection	IP 4x
Applicable standard	IS 13118, IEC 62271-100 / 200



36kV Outdoor VCB

Technical Data

Characteristics	VCB
Rating	36kV, 1250A, 26.3KA/3 Sec.50Hz
Lightning Impulse Voltage(ILV)	36/70/175kV Peak.
Degree of protection	IP 5x
Applicable standard	IS 13118, IEC 62271-100 / 200



36kV Outdoor Roof Pushing VCB

Technical Data

Characteristics	VCB
Rating	36kV, 1250A, 26.3KA/3 Sec.50Hz
Lightning Impulse Voltage(ILV)	36/70/175kV Peak.
Degree of protection	IP 5x
Applicable standard	IS 13118, IEC 62271-100 / 200



36kV Porcelain Clad VCB - PCVCB


Technical Data

Characteristics	PCVCB
Rating	36kV, 1250A, 26.3KA/3 Sec.50Hz
Lightning Impulse Voltage(ILV)	36/70/175kV Peak.
Degree of protection	IP 5x
Applicable standard	IS 13118, IEC 62271-100 / 200

36kV Control and Relay Panel - CRP

Technical Data

Characteristics	C&R PANEL
Suitable for	1250A,PCVCB CONTROL
Relays	50RYB,51N,86,30,52BF,27/59RYB,49,74,79,81,87,95,80
Degree of protection	IP 4x
Applicable standard	IEC 62271-100/IS 13118.





24kV Indoor VCB

Technical Data

Characteristics	VCB
Rating	24kV, 1250A, 26.3KA/3 Sec.50Hz.
Lightning Impulse Voltage(ILV)	24/50/125kV Peak.
Degree of protection	IP 4x
Applicable standard	IEC 62271-105 / 200

24kV Indoor / Outdoor RMU

Technical Data

Characteristics	SF6 RMU
Rating	24kV, 630A, 20KA/3 Sec.50Hz
Lightning Impulse Voltage(ILV)	24/50/125kV Peak.
Degree of protection	IP 4x / 5x
Applicable standard	IS 13118, IEC 62271-100 / 200



24kV Outdoor Compact Substation

Technical Data

Characteristics	HV Side	Transformer Side	LV Side
Rating	22kV LBS / VCB	Transformer Upto 2000KVA 22kV / 433V OCTC /OLTC, Dry / Oil cooled	ACB, MCCB, APFC, DB, Sub Panel
Applicable standard	IEC 62271 – 202, IEC 1330(1995) IS 14786-2000		



With products and solutions comes together the state-of-the-art technology and innovations, you get a product as refined as SAFVOLT.

SAFVOLT's aim is to be the benchmark in the industry on quality, reliable, user friendly yet competitive solutions. When you choose SAFVOLT, we guarantee you of our Europe expertise, to find the solutions you need among our innovative applications. You get access to our large selection of innovative and customised designs to build solutions and configure systems that make the most of the latest breakthroughs in technology.

SAFVOLT Group spends each year 6% of its revenue on Research & Development for innovation and managing costs. As the largest core business in the electrical industry, SAFVOLT proposes innovative and competitive solutions to improve control of electricity, reduce consumption, eco friendly.

Today, SAFVOLT is committed to meeting the challenges of the new economy through business ethics, global reach and technological expertise.

Our Focus...

- Wide range of products
- Total Quality management at every stage
- Standard quality components for manufacturing
- Customized Solutions
- Totally Integrated manufacturing facility
- On time supply and service support
- Ethical business practice
- Mfrs. as per relevant IEC & IS standards

ALL OUR PRODUCTS ARE TYPE TESTED AT "NABL" ACCREDITED LABS





ISO 9001-2008 COMPANY



All other accessories shall be provided as per our standard. Please specify for any specific accessory requirement. Copyright © 2016 **SAFVOLT Switchgears Private Limited**. The data given in this catalogue are subject to change without notice.

SAFVOLT SWITCHGEARS PRIVATE LIMITED

7/174, Vellanaipatti Post,
Kalapatti Via,
Coimbatore - 641048, INDIA.

T : +91 422 2910980, 9843664000, 9843998437
E : marketing@safvolt.com
W : www.safvolt.com, www.maxswitchgears.com

Safvolt innovation for the world.



 **SAFVOLT**™

Innovation Partner **SAFVOLT**™ UK

MV Products | LV Products | Distribution Boards



About
SAFVOLT™

With products and solutions comes together the state-of-the-art technology and innovations, you get a product as refined as SAFVOLT.

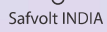
SAFVOLT aim is to be the benchmark in the industry on quality, reliable, user friendly yet competitive solutions.

When you choose SAFVOLT, we guarantee you of our Europe expertise, to find the solutions you need among our innovative applications. You get access to our large selection of innovative and customised designs to build solutions and configure systems that make the most of the latest breakthroughs in technology.

SAFVOLT Group spends each year 6% of its revenue on Research & Development for innovation and managing costs. As the largest core business in the electrical industry, SAFVOLT proposes innovative and competitive solutions to improve control of electricity, reduce consumption and eco friendly.

Today, SAFVOLT is committed to meeting the challenges of the new economy through business ethics, global reach and technological expertise.





Safvolt INDIA

CONTENTS

SPN Double Door Distribution Boards	05
TPN Double Door Distribution Boards	07
TPN Vertical Double Door Distribution Boards	09
Phase Selector Double Door Distribution Boards	11
7, 8 - Segment Double Door Distribution Boards	13
Plug & Socket Distribution Boards	15
MCB Enclosure	15

SAFultra⁺

SPN DOUBLE DOOR DISTRIBUTION BOARDS

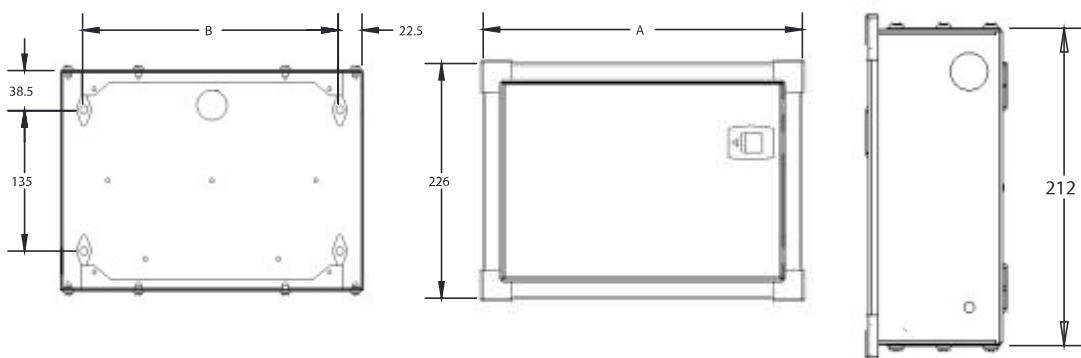


Special Features

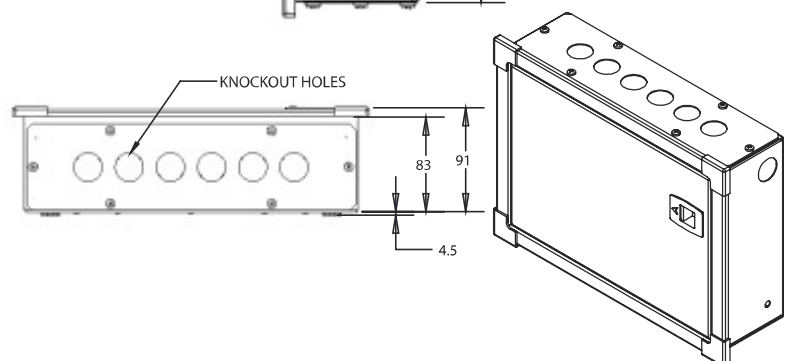
- Removable gland plates top/bottom for ease of installation
- New 100A Switch Disconnecter incomer options
- High quality clear sub circuit identification labels
- Cover screwed by means of combination screws
- Easy access earth bar can accommodate up to 25 sq.mm. cables

SPN DOUBLE DOOR DISTRIBUTION BOARD

Technical Specification	
No. of Ways	4, 6, 8, 12 & 16 Ways
Type of Installation	Flush / Surface
Colour / Finish	RAL 7035 Semi Glossy
Door Options	Flat Version
Door Locking Options	Comfort slide lock
Removable Gland Plates	Top & Bottom
Protection Level of Distribution Boards	Advanced
Distribution Technique	Insulated Straight Busbar
Busbar Rating	100 A
Busbar Short Time Withstand (Icw)	5 kA for 0.1 second
Busbar Conditional Short Circuit (Ics)	15 kA
Incoming	Max. 100 A
Outgoing	Max. Individual 63 A
Voltage Rating	240V AC, 1 Phase
Incoming Options	Up to 100 A Isolator (2P) or 100 A RCCB (2P)
Residual Current Protective Devices Options	RCCB as Incomer / RCBO as Outgoing
Neutral Bar Terminal Capacity	25 sq.mm.
Earthing Bar Terminal Capacity	25 sq.mm.
Index of Protection (IP)	IP 2X / IP 4X
Insulation Voltage (Ui)	690V AC
Frequency	50 Hz
Ambient Temperature	-5° C to 40° C
Distribution Board - Reference Standard	IS 8623 ; IS 13032 ; IEC 60439-3
Protective Devices - Reference Standard	IS/IEC 60947-2 ; IS/IEC 60898 ; IS/IEC 60947-3
Residual Current Protective Devices - Reference Standard	IS 12640 : Part1 & 2 ; IEC 61008 ; IEC 61009
Index of Protection (IP) - Reference Standard	IS/IEC 60529



No. of Ways	DIMENSIONS		KNOCKOUT HOLES	
	A	B	TOP Ø 25	BOTTOM Ø 25
4	166	105	3	3
6	200	139	4	4
8	235	174	4	4
12	307	246	6	6
16	375	314	8	8



SAFultra⁺

TPN DOUBLE DOOR DISTRIBUTION BOARDS



Special Features

Effective DB of two earthing terminals

High quality powder coated technique prevents corrosion

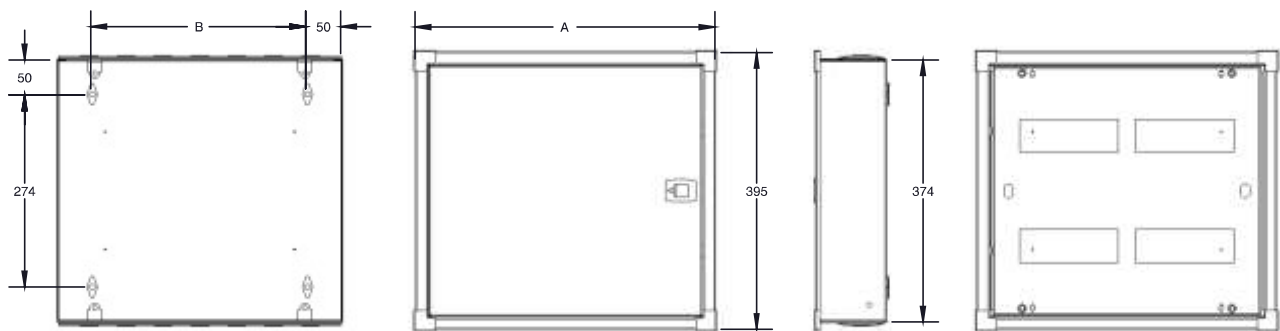
Scratch resistance

Fully removable assembly enables quick installation

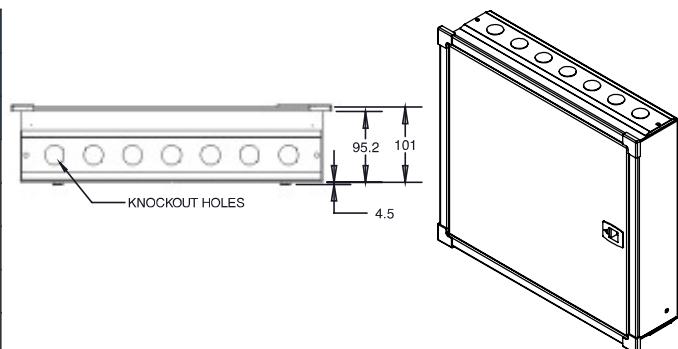
Improved access for cabling

TPN DOUBLE DOOR DISTRIBUTION BOARD

Technical Specification	
No. of Ways	4, 6, 8, 12 & 14 Ways
Type of Installation	Flush / Surface
Colour / Finish	RAL 7035 Semi Glossy
Door Options	Flat Version
Door Locking Options	Comfort slide lock
Removable Gland Plates	Top & Bottom
Protection Level of Distribution Boards	Advanced
Distribution Technique	Insulated Straight Busbar
Busbar Rating	100 A
Busbar Short Time Withstand (I _{cw})	5 kA for 0.1 second
Busbar Conditional Short Circuit (I _{cs})	10 kA
Incoming	Max. 100 A
Outgoing	Max. Individual 63 A
Voltage Rating	240-415V AC, 3 Phase / 4 Wire
Incoming Options	100 A Isolator (4P) ; 100A RCCB (4P)
Residual Current Protective Devices Options	RCCB or RCBO as Incomer (4P)
Neutral Bar Terminal Capacity	25 sq.mm.
Earthing Bar Terminal Capacity	25 sq.mm.
Index of Protection (IP)	IP 4X
Insulation Voltage (U _i)	690V AC
Frequency	50 Hz
Ambient Temperature	-5° C to 40° C
Distribution Board - Reference Standard	IS 8623 ; IS 13032 ; IEC 60439-3
Protective Devices - Reference Standard	IS/IEC 60947-2 ; IS/IEC 60898 ; IS/IEC 60947-3
Residual Current Protective Devices - Reference Standard	IS 12640 : Part1 & 2 ; IEC 61008 ; IEC 61009
Index of Protection (IP) - Reference Standard	IS/IEC 60529



No. of Ways	DIMENSIONS		KNOCKOUT HOLES	
	A	B	TOP	BOTTOM
			Ø 25	Ø 25
4	284	163	4	4
6	356	235	6	6
8	428	307	7	7
10	500	379	8	8
12	572	451	9	9
14	644	523	10	10



SAFultra⁺

TPN VERTICAL DOUBLE DOOR DISTRIBUTION BOARDS



Special Features

Brass neutral links accepts cable termination upto 25 sq.mm.

Aesthetic RAL 7035 semi glossy enclosure matches all kind of decor

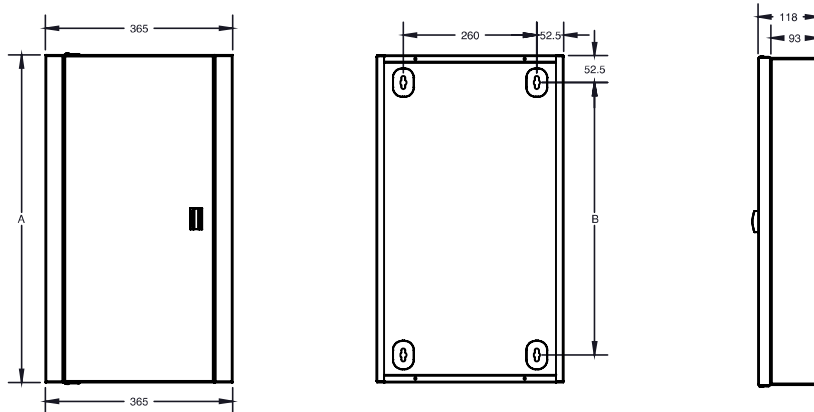
Clean Earth Bar Provision

Stand-off foot form for stable installation

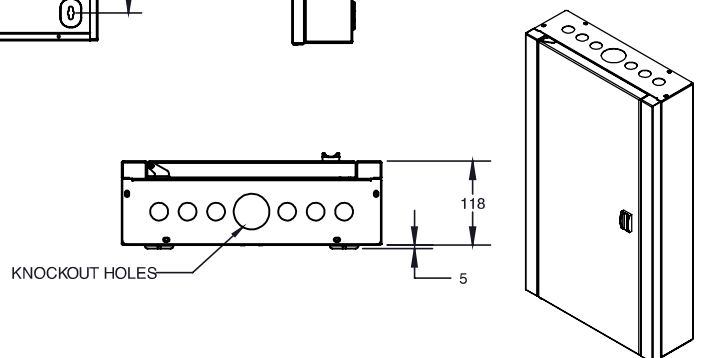
Multifold design technology in fabrication from single sheet leads to highstrength

TPN VERTICAL DOUBLE DOOR DISTRIBUTION BOARD

Technical Specification	
No. of Ways	12, 18, 24, 30 & 36 Ways
Type of Installation	Flush / Surface
Colour / Finish	RAL 7035 Semi Glossy
Door Options	Flat Version
Door Locking Options	Comfort quarter turn lock
Removable Gland Plates	Top & Bottom
Protection Level of Distribution Boards	Advanced
Distribution Technique	Isolated Fish-bone Busbar
Busbar Rating	125 A
Busbar Short Time Withstand (Icw)	10 kA for 0.5 second
Busbar Conditional Short Circuit (Ics)	25 kA
Incoming	Max. 125 A
Outgoing	Max. Individual 63 A
Voltage Rating	240-415V AC, 3 Phase / 4 Wire
Incoming Options	MCB 125 A (3P or 3P+N)
Residual Current Protective Devices Options	RCBO as Outgoing
Neutral Bar Terminal Capacity	25 sq.mm. Split on both sides
Earthing Bar Terminal Capacity	25 sq.mm. Split on both sides
Index of Protection (IP)	IP 2X / IP 4X
Insulation Voltage (Ui)	690V AC
Frequency	50 Hz
Ambient Temperature	-5° C to 40° C
Distribution Board - Reference Standard	IS 8623 ; IS 13032 ; IEC 60439-3
Protective Devices - Reference Standard	IS/IEC 60947-2 ; IS/IEC 60898 ; IS/IEC 60947-3
Residual Current Protective Devices - Reference Standard	IS 12640 : Part1 & 2 ; IEC 61008 ; IEC 61009
Index of Protection (IP) - Reference Standard	IS/IEC 60529



No of Ways	DIMENSIONS		KNOCKOUT HOLES			
	A	B	TOP		BOTTOM	
			Ø 25	Ø 50	Ø 25	Ø 50
12	582	477	6	1	6	1
18	636	531	6	1	6	1
24	690	585	6	1	6	1
30	744	639	6	1	6	1
36	798	693	6	1	6	1



SAFultra⁺

PHASE SELECTOR DOUBLE DOOR DISTRIBUTION BOARD



Special Features

Lowest depth which fits into single brick wall

Attractive styling and finish matches decor in House, Flat and Office

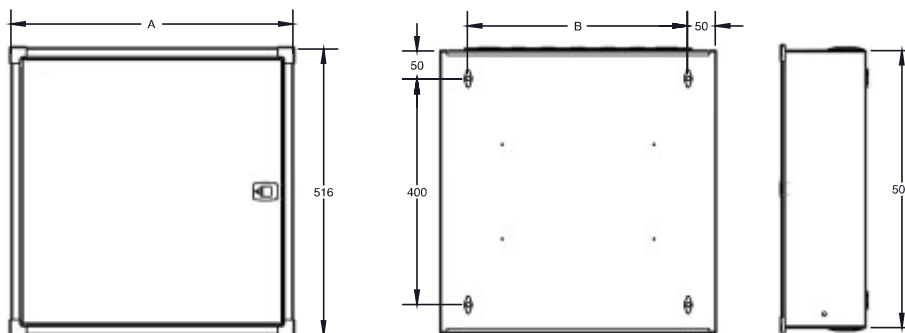
Removable shorting link to help installation

Pan assembly for ease of installation

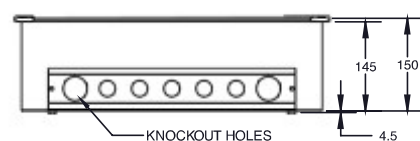
Metal double door offers added safety

PHASE SELECTOR DOUBLE DOOR DISTRIBUTION BOARD

Technical Specification	
No. of Ways	4,6 & 8 Ways
Type of Installation	Flush / Surface
Colour / Finish	RAL 7035 Semi Glossy
Door Options	Flat Version
Door Locking Options	Comfort slide Lock
Removable Gland Plates	Top & Bottom
Protection Level of Distribution Boards	Advanced
Distribution Technique	Isolated Straight Busbar
Busbar Rating	100 A
Busbar Short Time Withstand (Icw)	5 kA for 0.1 second
Busbar Conditional Short Circuit (Ics)	10 kA
Incoming	Max. 63 A per phase
Outgoing	Max. Individual 32 A
Voltage Rating	240-415V AC, 3 Phase / 4 Wire
Incoming Options	100 A Isolator (4P) & R, Y, B Indicating Lights (3P+N) & 100 A RCCB (4P)
Residual Current Protective Devices Options	RCCB or RCBO as Incomer (4P)
Neutral Bar Terminal Capacity	25 sq.mm.
Earthing Bar Terminal Capacity	25 sq.mm.
Index of Protection (IP)	IP 4X
Insulation Voltage (U)	690V AC
Frequency	50 Hz
Ambient Temperature	-5° C to 40° C
Distribution Board - Reference Standard	IS 8623 ; IS 13032 ; IEC 60439-3
Protective Devices - Reference Standard	IS/IEC 60947-2 ; IS/IEC 60898 ; IS/IEC 60947-3
Residual Current Protective Devices - Reference Standard	IS 12640 : Part1 & 2 ; IEC 61008 ; IEC 61009
Index of Protection (IP) - Reference Standard	IS/IEC 60529



No of Ways	DIMENSIONS		KNOCKOUT HOLES			
	A	B	TOP		BOTTOM	
			Ø 25	Ø 40	Ø 25	Ø 40
4	438	318	3	2	3	2
6	474	354	4	2	4	2
8	510	390	5	2	5	2



SAFultra⁺

7,8 - SEGMENT DOUBLE DOOR DISTRIBUTION BOARD

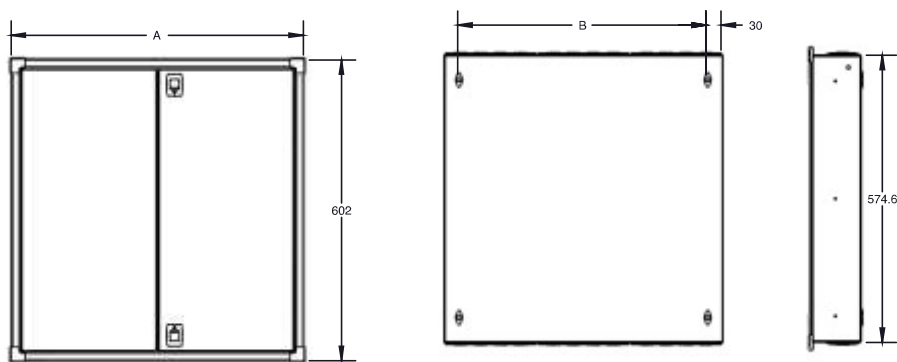


Special Features

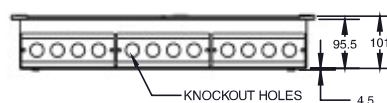
- Removable chassis for easy interconnection
- Corner shield with smooth edges provide added security to board
- Full range of device accessories and auxiliaries
- Handle with lock provision
- Suitable for wide range of MCB, Isolator and RCCB

7, 8 - SEGMENT DOUBLE DOOR DISTRIBUTION BOARD

Technical Specification	
No. of Ways	6, 8, 12 & 14 Ways
Type of Installation	Flush / Surface
Colour / Finish	RAL 7035 semi glossy
Door Options	Flat Version
Door Locking Options	Comfort slide Lock
Removable Gland Plates	Top & Bottom
Protection Level of Distribution Boards	Advanced
Distribution Technique	Isolated Straight Busbar
Busbar Rating	100 A
Busbar Short Time Withstand (Icw)	5 kA for 0.1 second
Busbar Conditional Short Circuit (Ics)	10 kA
Incoming	Max. 63 A per phase
Outgoing	Max. Individual 63 A
Voltage Rating	240-415V AC, 3 Phase / 4 Wire
Incoming Options	100 A Isolator (4P) & 100 A RCCB (4P) or RCBO (4P)
Residual Current Protective Devices Options	RCCB or RCBO as Incomer (4P)
Neutral Bar Terminal Capacity	25 sq.mm.
Earthing Bar Terminal Capacity	25 sq.mm.
Index of Protection (IP)	IP 4X
Insulation Voltage (Ui)	690V AC
Frequency	50 Hz
Ambient Temperature	-5° C to 40° C
Distribution Board - Reference Standard	IS 8623 ; IS 13032 ; IEC 60439-3
Protective Devices - Reference Standard	IS/IEC 60947-2 ; IS/IEC 60898 ; IS/IEC 60947-3
Residual Current Protective Devices - Reference Standard	IS 12640 : Part1 & 2 ; IEC 61008 ; IEC 61009
Index of Protection (IP) - Reference Standard	IS/IEC 60529



No of Ways	DIMENSIONS		KNOCKOUT HOLES	
	A	B	TOP Ø 25	BOTTOM Ø 25
6	585	497	12	12
8	693	605	15	15
10	801	713	18	18
12	909	821	21	21
14	1017	929	25	25



PLUG & SOCKET DISTRIBUTION BOARD



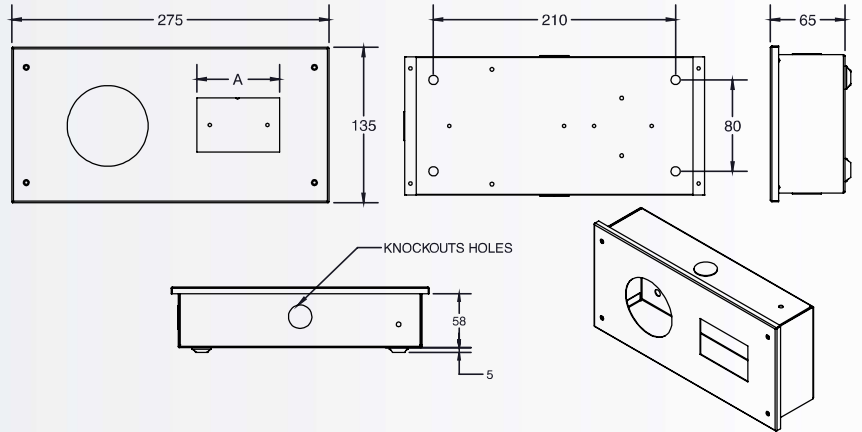
PLUG & SOCKET DISTRIBUTION BOARD



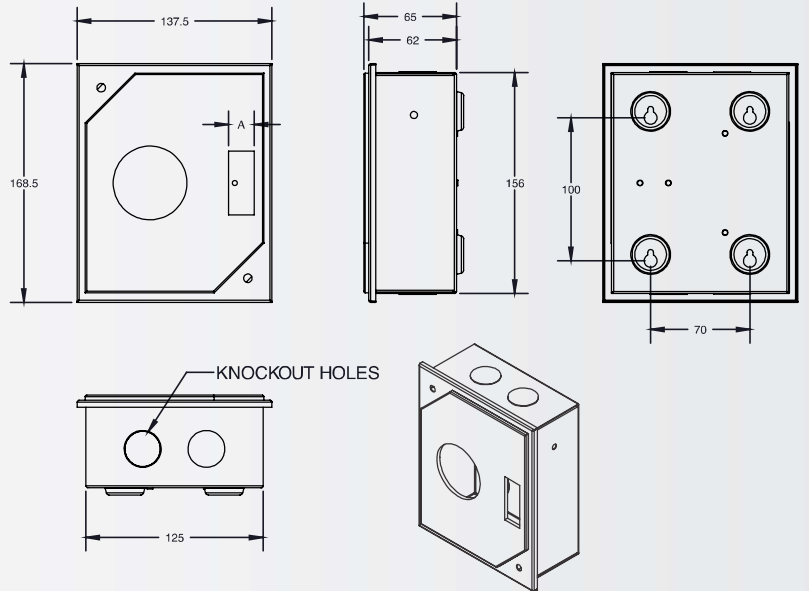
MCB METAL ENCLOSURE



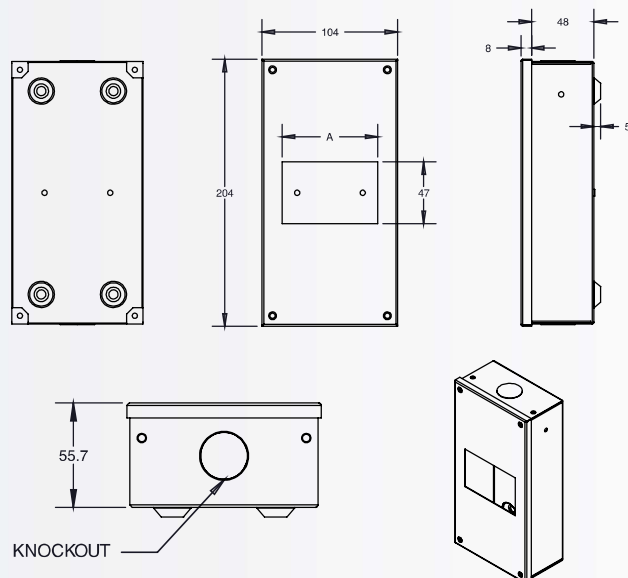
No of Ways	DIMENSIONS	KNOCKOUT HOLES	
	A	TOP	BOTTOM
		Ø 25	Ø 25
32A 3P	54	1	1
32A 4P	72	1	1
40A 3P	54	1	1
40A 4P	72	1	1



No of Ways	DIMENSIONS	KNOCKOUT HOLES	
	A	TOP	BOTTOM
		Ø 25	Ø 25
16A SP	18	2	2
16A DP	36	2	2
20A SP	18	2	2
20A DP	36	2	2



No of Ways	DIMENSIONS	KNOCKOUT HOLES	
	A	TOP	BOTTOM
		Ø 25	Ø 25
2	36	1	1
3	54	1	1
4	72	1	1





ISO 9001-2008 COMPANY



All other accessories shall be provided as per our standard. Please specify for any specific accessory requirement. Copyright © 2016 SAFVOLT Switchgears Private Limited. The data given in this catalogue are subject to change without notice.